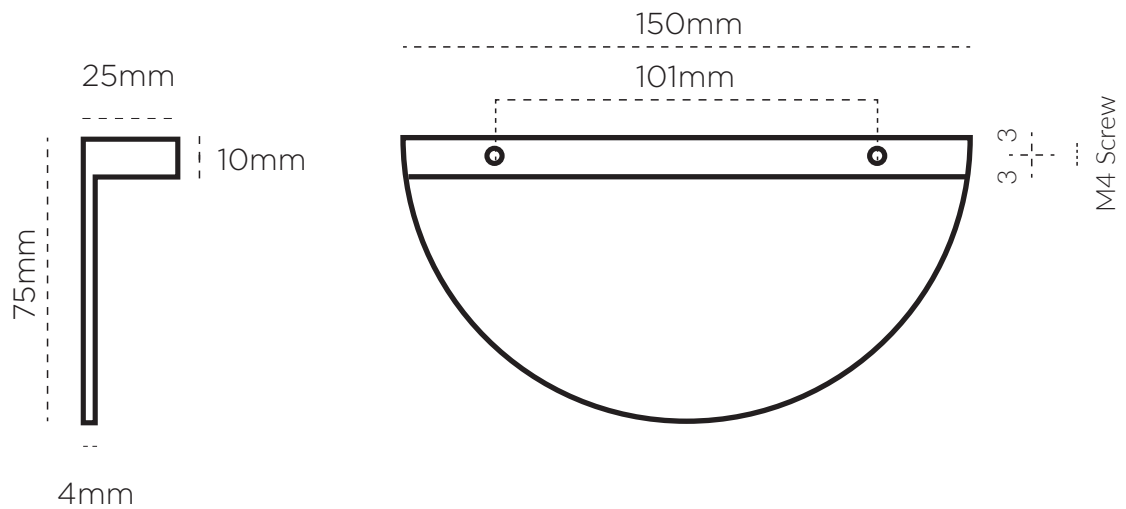



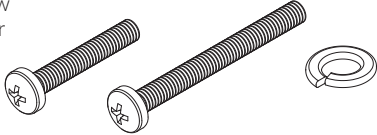






HARDWARE | LUNA PULL XLARGE

TECH SPEC

SPECIFICATIONS



FINISH	SKU	FIXINGS ALSO INCLUDED
 Natural Brass	4040-150-US4-25	<p>2x M4 * 25mm screw 2x M4 * 40mm screw 2x M4 spring washer</p> 
 Matte Black	4040-150-US19-25	
 Brushed Nickel	4040-150-BN-25	
 Matte White	4040-150-W-25	
 Bronze	4040-150-BR-25	

CARE INSTRUCTIONS

Wipe with damp cloth and avoid using any chemicals.