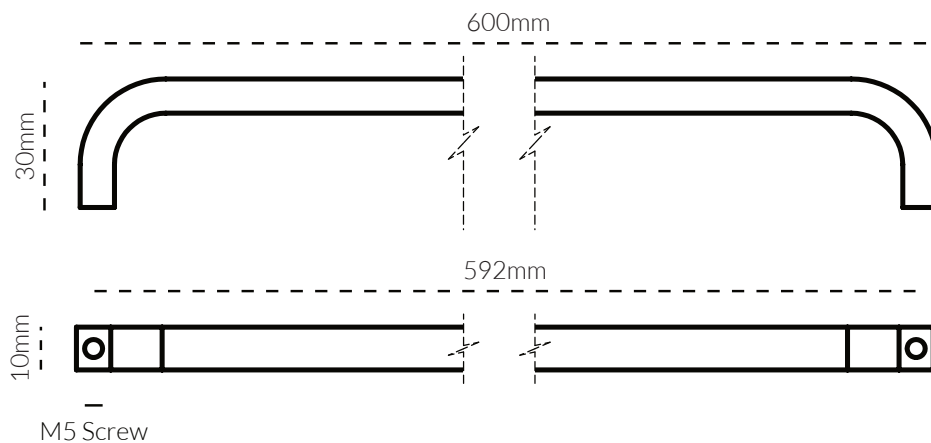



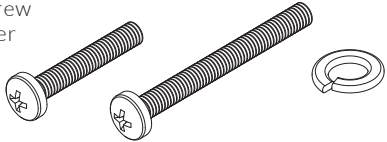







HARDWARE | CURVE PULL 60CM

TECH SPEC

SPECIFICATIONS



FINISH	SKU	FIXINGS ALSO INCLUDED
 Natural Brass	4051-600-US4	2x M5 * 25mm screw 2x M5 * 40mm screw 4x M5 spring washer 
 Aged Brass	4051-600-AB	
 Bronze	4051-600-BR	
 Matte Black	4051-600-US19	
 Matte White	4051-600-W	
 Brushed Nickel	4051-600-BN	

CARE INSTRUCTIONS

Wipe with damp cloth and avoid using any chemicals.